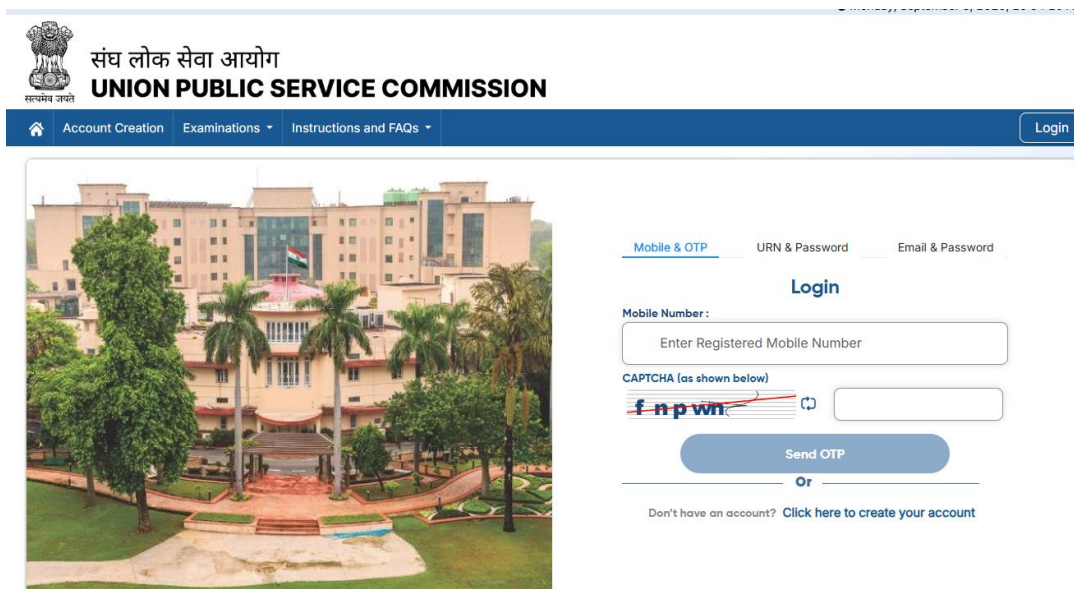


संघ लोक सेवा आयोग
UNION PUBLIC SERVICE COMMISSION
Instructions for Admit Card Download

Please read the following instructions carefully before proceeding:

- Step 1:** Open your web browser and go to <https://upsconline.nic.in>
- Step 2: Login to Your Account**
 - On the homepage, click Login. Three login options are available:
 - Mobile & OTP → Enter registered mobile number, CAPTCHA, receive OTP, and login.
 - URN & Password → Enter Universal Registration Number and password.
 - Email & Password → Enter registered email and password.
 - Enter the required details, complete the CAPTCHA, and login.



संघ लोक सेवा आयोग
UNION PUBLIC SERVICE COMMISSION

Account Creation Examinations Instructions and FAQs Login

Mobile & OTP URN & Password Email & Password

Login

Mobile Number:
Enter Registered Mobile Number

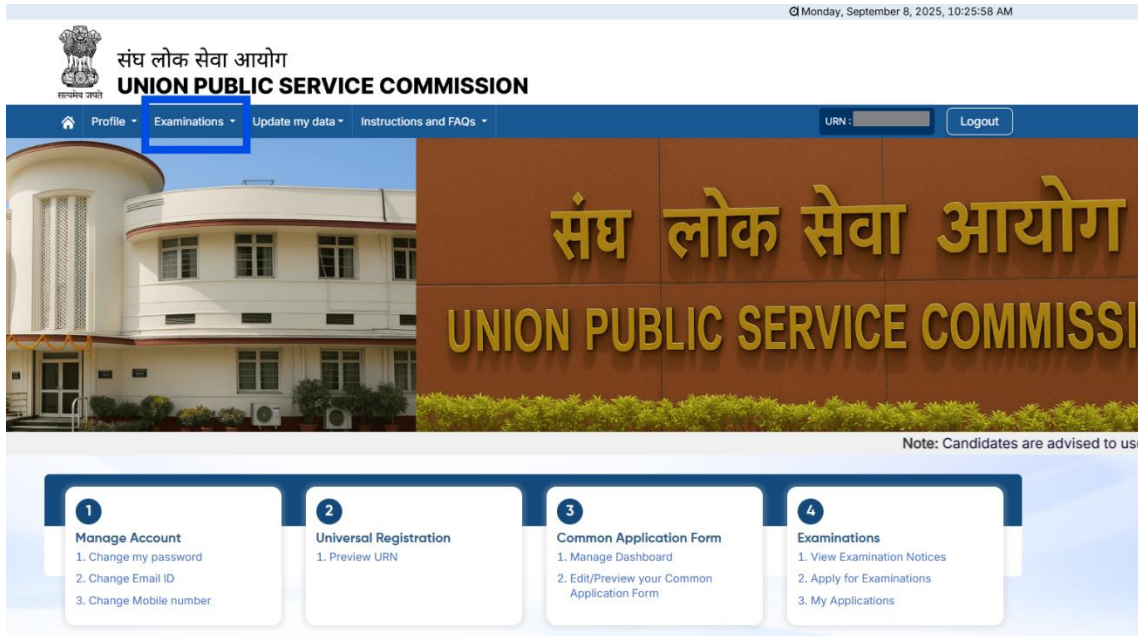
CAPTCHA (as shown below)
f n p wn

Send OTP

Or

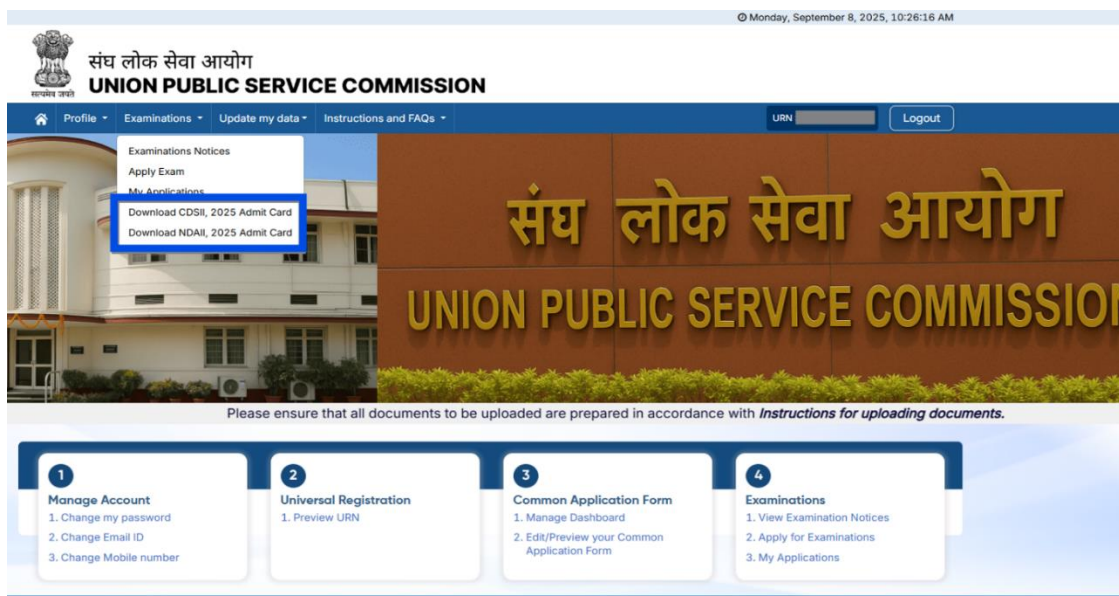
Don't have an account? [Click here to create your account](#)

- Step 3: Access the Examination Section from TOP menu:**
 - After login, the Candidate Dashboard will open.
 - On the top menu, click **Examinations**.
 - From the dropdown, you will see:
 - Examination Notices
 - Apply Exam
 - My applications
 - Download Admit Card (only for exams you applied for)**




4. Download Admit Card (Only for Completed Applications):

- Candidate can only view, and download Admit Cards for the exams where your application form is fully submitted.
- Example:
 - If you applied for CDS II, 2025, candidate would see Download CDS II, 2025 Admit Card.
 - If you applied for NDA II, 2025, candidate would see Download NDA II, 2025 Admit Card.



Monday, September 8, 2025, 10:26:54 AM



संघ लोक सेवा आयोग
UNION PUBLIC SERVICE COMMISSION

[Profile](#) - [Examinations](#) - [Update my data](#) - [Instructions and FAQs](#) - URN: [Redacted] [Logout](#)

e-Admit Card

You are admitted to the Combined Defence Services Examination (II), 2025

Date of Examination: 14 September, 2025

नाम / Name	[Redacted]	 12520215086
अनुक्रमांक / Roll No.	[Redacted]	
पहचान पत्र / Photo Identity Card	[Redacted] 5T	
पिता का नाम / Father's Name	[Redacted]	
माता का नाम / Mother's Name	[Redacted] Admit Card	
परीक्षा / Preference	[Redacted]	
परीक्षा केंद्र / Examination Centre	(00) [Redacted]	
परीक्षा का स्थान / Venue of Examination	(00) [Redacted] - 3 [Redacted]	

[Download e-Admit Card](#)

5. Step 5: Cases of Incomplete Application:

- Candidates with incomplete applications are not eligible to download the Admit Card.

URN : [Redacted] [Logout](#)

e-Admit Card

You are Not admitted to the National Defence Academy & Naval Academy Examination (II), 2025

Application Number	[Redacted]
नाम / Name	[Redacted]
पिता का नाम / Father's Name	[Redacted]
माता का नाम / Mother's Name	[Redacted]
Date of Birth	[Redacted]

Application Status	Incomplete
---------------------------	-------------------

Note: Candidates with incomplete applications will not be eligible to download the Admit Card.

6. Step 6: View & Save Admit Card (For Eligible Candidates)

- If your application is complete, your e-Admit Card will open to download.
- Click Download e-Admit Card.
- Save it as PDF and take a printout for the Exam.